

Format of holding of specified securities

Annexure - I

- 1 **Name of Listed Entity : OCTAL CREDIT CAPITAL LTD.**
- 2 Scrip Code/Name of Scrip/Class of Security :
- 3 Share Holding Pattern Filed under: Reg. 31(1)(b) : **Quarter Ended 30/06/2023**
- 4 Declaration:

	Particulars	Yes	No
1	Whether the Listed Entity has issued any partly paid up shares		NO
2	Whether the Listed Entity has issued any Convertible Securities or Warrants?		NO
3	Whether the Listed Entity has any shares against which depository receipt are issued?		NO
4	Whether the Listed Entity has any shares in locked-in?		NO
5	Whether any shares held by promoters are pledge or otherwise encumbered?		NO

- 5 The tabular format for disclosure of holding of specified securities is as follows:-





Table I - Summary Statement holding of specified securities

Category (I)	Category of shareholder (II)	Nos. of shareholders (III)	No. of fully paid-up equity shares held (IV)	No. of partly paid-up equity shares held (V)	No. of shares underlying Depository Receipt (VI)	Total nos. shares held (VII) = (IV)+(V)+(VI)	Shareholding as a % of total no. of shares (calculated as per SCRR, 1957) (VIII) As a % of (A+B+C2)	Number of Voting Rights securities (IX)			No. of Shares Underlying convertible securities (including Warrants) (X)	Shareholding as a % assuming full conversion of convertible securities (as a percentage of diluted share capital) (XI) = (VII)+(X) as a % of (A+B+C)	Number of Locked in shares (XII)		Number of Shares pledged or otherwise encumbered (XIII)		Number of equity shares held in dematerialized form (XIV)
								No. of Voting Rights		As a % of total Shares held (b)			No. (a)	As a % of total Shares held (b)	No. (a)	As a % of total Shares held (b)	
								Class eg: x	Class eg: y								
(A)	Promoter & Promoter Group	16	1342100	0	0	1342100	26.837	1342100	0	0	0.000	0	0.000	0	0.000	1342100	
(B)	Public	1551	3658800	0	0	3658800	73.163	3658800	0	0	0.000	0	0.000	0	0.000	3518175	
(C)	Non Promoter - Non Public																
(C1)	Shares underlying DRs																
(C2)	Shares held by Employee Trusts																
	TOTAL	1567	5000900	0	0	5000900	100.000	5000900	0	5000900	100.000	0	0.000	0	0.000	4860275	



Table II - Statement showing shareholding pattern of the Promoter and Promoter Group

Category & Name of shareholders (i)	Entity type i.e. promoter	Nos. of shareholders (iii)		No. of fully paid-up equity shares held (iv)	No. of partly paid-up equity shares held (v)	Nos. of shares underlying Depository Receipt (vi)	Total nos. shares held (vii) = (iv)+(v)+(vi)	Shareholding % calculated as per SCRR, 1957 As a % of (A+B+C2) (viii)	Number of Voting Rights held in each class of securities (ix)			No. of Shares Underlying Outstanding convertible securities (including Warrants) (x)	Shareholding as a % assuming full conversion of convertible securities (as a percentage of diluted share capital) (xi) = (vii)+(x) as a % of (A+B+C)	Number of Locked in shares (xii)		Number of Shares pledged or otherwise encumbered (xiii)		Number of equity shares held in dematerialized form (xiv)
		OR promoter group entity (except promoter)	Total						Class x	Class y	Total			No. (a)	As a % of total Shares held (b)	No. (a)	As a % of total Shares held (b)	
(1) Indian		0	0	0	0	0	0	0.000	0	0	0.000	0	0.000	0	0.000	0	0.000	0
(a) Individuals/Hindu undivided Family		13	402300	0	0	0	402300	8.045	0	0	8.045	0	0.000	0	0.000	0	0.000	402300
ARUNA PATNI	PROMOTER	0	20000	0	0	0	20000	0.400	0	0	0.400	0	0.000	0	0.000	0	0.000	20000
BIMAL KUMAR PATNI	PROMOTER	0	10000	0	0	0	10000	0.200	0	0	0.200	0	0.000	0	0.000	0	0.000	10000
BIMALA DEVI JAIN	PROMOTER	0	10000	0	0	0	10000	0.200	0	0	0.200	0	0.000	0	0.000	0	0.000	10000
DHANRAJ PATNI	PROMOTER	0	70000	0	0	0	70000	1.400	0	0	1.400	0	0.000	0	0.000	0	0.000	70000
DILIP KUMAR PATNI	PROMOTER	0	16000	0	0	0	16000	0.320	0	0	0.320	0	0.000	0	0.000	0	0.000	16000
KAMAL NAYAN JAIN	PROMOTER	0	11000	0	0	0	11000	0.220	0	0	0.220	0	0.000	0	0.000	0	0.000	11000
MAHENDRA KUMAR PATNI	PROMOTER	0	45300	0	0	0	45300	0.906	0	0	0.906	0	0.000	0	0.000	0	0.000	45300
MEENA DEVI JAIN	PROMOTER	0	10000	0	0	0	10000	0.200	0	0	0.200	0	0.000	0	0.000	0	0.000	10000
NEELAM JAIN	PROMOTER	0	10000	0	0	0	10000	0.200	0	0	0.200	0	0.000	0	0.000	0	0.000	10000
SANDEEP JAIN (PATNI)	PROMOTER	0	10000	0	0	0	10000	0.200	0	0	0.200	0	0.000	0	0.000	0	0.000	10000
SHREE CHAND	PROMOTER	0	40000	0	0	0	40000	0.800	0	0	0.800	0	0.000	0	0.000	0	0.000	40000
SARAOGI	PROMOTER	0	140000	0	0	0	140000	2.799	0	0	2.799	0	0.000	0	0.000	0	0.000	140000
SRISHTI PATNI	PROMOTER	0	10000	0	0	0	10000	0.200	0	0	0.200	0	0.000	0	0.000	0	0.000	10000
VIJAY KUMAR PATNI	PROMOTER	0	0	0	0	0	0	0.000	0	0	0.000	0	0.000	0	0.000	0	0.000	0
Central Government/State Government(s)		0	0	0	0	0	0	0.000	0	0	0.000	0	0.000	0	0.000	0	0.000	0
Financial Institutions/Banks		0	0	0	0	0	0	0.000	0	0	0.000	0	0.000	0	0.000	0	0.000	0
Any Other Bodies Corporate		0	0	0	0	0	0	0.000	0	0	0.000	0	0.000	0	0.000	0	0.000	0
G. G. RESOURCES PVT. LTD.	PROMOTER GROUP	3	939800	0	0	0	939800	18.793	0	0	18.793	0	0.000	0	0.000	0	0.000	939800
OCTAL SECURITIES AND SERVICES PVT. LTD.	PROMOTER GROUP	0	10000	0	0	0	10000	0.200	0	0	0.200	0	0.000	0	0.000	0	0.000	10000
PATNI RESOURCES PVT. LTD.	PROMOTER GROUP	0	105000	0	0	0	105000	2.100	0	0	2.100	0	0.000	0	0.000	0	0.000	105000
Trusts		0	824800	0	0	0	824800	16.493	0	0	16.493	0	0.000	0	0.000	0	0.000	824800
		0	0	0	0	0	0	0.000	0	0	0.000	0	0.000	0	0.000	0	0.000	0



Category & Name of shareholders (i)	Entity type i.e. promoter	Nos. of shareholders (iii)	No. of fully paid-up equity shares held (iv)	No. of partly paid-up equity shares held (v)	Nos. of shares underlying Depository Receipt (vi)	Total nos. shares held (vii) = (iv)+(v)+(vi)	Shareholding % calculated as per SCRR, 1957 As a % of (A+B+C2) (viii)	Number of Voting Rights held in each class of securities (ix)			No. of Shares Underlying Outstanding convertible securities (including Warrants) (x)	Shareholding as a % assuming full conversion of convertible securities (as a percentage of diluted share capital) (xi) = (vii)+(x) as a % of (A+B+C)	Number of Locked in shares (xii)		Number of Shares pledged or otherwise encumbered (xiii)	Number of Equity shares held in dematerialized form (xiv)
								No. of Voting Rights		Total as a % of Total Voting rights			No. (a)	As a % of total Shares held (b)		
								Class x	Class y							
Clearing Members		0	0	0	0	0	0.000	0	0	0.000	0	0.000	0	0.000	0	
Sub-Total (A)(1)		16	1342100	0	0	1342100	26.837	1342100	0	1342100	26.837	0	0.000	0	0.000	0
(2)		0	0	0	0	0	0.000	0	0	0.000	0	0.000	0	0.000	0	1342100
Individuals (Non-Resident Individuals/Foreign Individuals)		0	0	0	0	0	0.000	0	0	0.000	0	0.000	0	0.000	0	0
(a) Government		0	0	0	0	0	0.000	0	0	0.000	0	0.000	0	0.000	0	0
(b) Institutions		0	0	0	0	0	0.000	0	0	0.000	0	0.000	0	0.000	0	0
(c) Foreign Portfolio Investor		0	0	0	0	0	0.000	0	0	0.000	0	0.000	0	0.000	0	0
(d) Any Other		0	0	0	0	0	0.000	0	0	0.000	0	0.000	0	0.000	0	0
(e) OCBs		0	0	0	0	0	0.000	0	0	0.000	0	0.000	0	0.000	0	0
QFI - Individual		0	0	0	0	0	0.000	0	0	0.000	0	0.000	0	0.000	0	0
QFI - Corporate		0	0	0	0	0	0.000	0	0	0.000	0	0.000	0	0.000	0	0
Sub-Total (A)(2)		0	0	0	0	0	0.000	0	0	0.000	0	0.000	0	0.000	0	0
Total Shareholding of Promoter and Promoter Group (A)=(A)(1)+(A)(2)		16	1342100	0	0	1342100	26.837	1342100	0	1342100	26.837	0	0.000	0	0.000	1342100






Table III - Statement showing shareholding pattern of the Public shareholder

Category & Name of shareholders (i)	Nos. of shareholders (iii)	No. of fully paid up equity shares held (iv)	No. of partly paid-up equity shares held (v)	Nos. of shares underlying Depository Receipt (vi)	Total nos. shares held (iv)+(v)+(vi) (vii)	Shareholding in g % calculated as per SCRR, 1957 As a % of (A+B+C2) (viii)	Number of Voting Rights held in each class of securities (ix)			No. of Shares Underlying convertible securities (including Warrants) (x)	Shareholding as a % assuming full conversion of convertible securities (as a percentage of diluted share capital) (xi) = (vii)+(x) as a % of (A+B+C)	Number of Locked in shares (xii)		Number of Shares pledged or otherwise encumbered		Number of equity shares held in dematerialized form (xiv)	
							No. of Voting Rights					Total as a % of Total Voting rights	No. (a)	As a % of total Shares held (b)	No. (a)		As a % of total Shares held (b)
							Class x	Class y	Total								
Institutions (1)	0	0	0	0	0	0.000	0	0	0	0	0.000	0	0	0	0	0	
(a) Mutual Funds	0	0	0	0	0	0.000	0	0	0	0	0.000	0	0	0	0	0	
(b) Venture Capital Funds	0	0	0	0	0	0.000	0	0	0	0	0.000	0	0	0	0	0	
(c) Alternate Investment Funds	0	0	0	0	0	0.000	0	0	0	0	0.000	0	0	0	0	0	
(d) Financial Institutions/Banks	0	0	0	0	0	0.000	0	0	0	0	0.000	0	0	0	0	0	
Financial Institutions	0	0	0	0	0	0.000	0	0	0	0	0.000	0	0	0	0	0	
Banks	0	0	0	0	0	0.000	0	0	0	0	0.000	0	0	0	0	0	
Insurance Companies	0	0	0	0	0	0.000	0	0	0	0	0.000	0	0	0	0	0	
(e) Provident Funds/Pension Funds	0	0	0	0	0	0.000	0	0	0	0	0.000	0	0	0	0	0	
(f) Asset Reconstruction Companies	0	0	0	0	0	0.000	0	0	0	0	0.000	0	0	0	0	0	
(g) Sovereign Wealth Funds	0	0	0	0	0	0.000	0	0	0	0	0.000	0	0	0	0	0	
(h) NBFCs registered with RBI	0	0	0	0	0	0.000	0	0	0	0	0.000	0	0	0	0	0	
(i) Other Financial Institutions	0	0	0	0	0	0.000	0	0	0	0	0.000	0	0	0	0	0	
(j) Any Other	0	0	0	0	0	0.000	0	0	0	0	0.000	0	0	0	0	0	
(k) Sub-Total (B)(1)	0	0	0	0	0	0.000	0	0	0	0	0.000	0	0	0	0	0	
(2) Institutions (Foreign)	0	0	0	0	0	0.000	0	0	0	0	0.000	0	0	0	0	0	
(a) Foreign Direct Investment	0	0	0	0	0	0.000	0	0	0	0	0.000	0	0	0	0	0	
(b) Foreign Venture Capital Investors	0	0	0	0	0	0.000	0	0	0	0	0.000	0	0	0	0	0	
(c) Sovereign Wealth Funds	0	0	0	0	0	0.000	0	0	0	0	0.000	0	0	0	0	0	



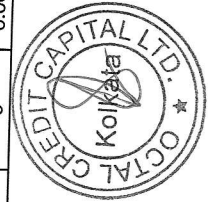
Category & Name of shareholders (I)	Nos. of shareholders (III)	No. of fully paid up equity shares held (IV)	No. of partly paid-up equity shares held (V)	Nos. of shares underlying Depository Receipt (VI)	Total nos. shares held (VII) = (IV)+(V)+(VI)	Shareholding % calculated as per SCRR, 1957 As a % of (A+B+C2) (VIII)	Number of Voting Rights held in each class of securities (IX)			No. of Shares Underlying convertible securities (including Warrants) (X)	Shareholding as a % assuming full conversion of convertible securities (as a percentage of diluted share capital) (XI) = (VII)+(X) as a % of (A+B+C)	Number of Locked in shares (XII)		Number of Shares pledged or otherwise encumbered		Number of equity shares held in dematerialized form (XIV)	
							No. of Voting Rights					As a % of total Shares held (b)	No. (a)	As a % of total Shares held (b)	No. (a)		As a % of total Shares held (b)
							Class x	Class y	Total								
Foreign Portfolio																	
(d) Investors	0	0	0	0	0	0.000	0	0	0	0	0.000	0	0	0	0.000	0	0
Category I	0	0	0	0	0	0.000	0	0	0	0	0.000	0	0	0	0.000	0	0
Category II	0	0	0	0	0	0.000	0	0	0	0	0.000	0	0	0	0.000	0	0
Overseas Depositors (holding DRs)(balancing figure)	0	0	0	0	0	0.000	0	0	0	0	0.000	0	0	0	0.000	0	0
(e) Any Other	0	0	0	0	0	0.000	0	0	0	0	0.000	0	0	0	0.000	0	0
QFI Corporate	0	0	0	0	0	0.000	0	0	0	0	0.000	0	0	0	0.000	0	0
FPI - CORPORATE - CAT-III	0	0	0	0	0	0.000	0	0	0	0	0.000	0	0	0	0.000	0	0
Sub-Total (B)(2)	0	0	0	0	0	0.000	0	0	0	0	0.000	0	0	0	0.000	0	0
Central Government/State Government(s)	0	0	0	0	0	0.000	0	0	0	0	0.000	0	0	0	0.000	0	0
(3) Central Government/President of India	0	0	0	0	0	0.000	0	0	0	0	0.000	0	0	0	0.000	0	0
(a) State Government/Governor	0	0	0	0	0	0.000	0	0	0	0	0.000	0	0	0	0.000	0	0
(b) Shareholding by Companies or Bodies Corporate where Central/State Government is a Promoter	0	0	0	0	0	0.000	0	0	0	0	0.000	0	0	0	0.000	0	0
Sub-Total (B)(3)	0	0	0	0	0	0.000	0	0	0	0	0.000	0	0	0	0.000	0	0
(c) Non-Institutions Associate Companies/Subsidiaries	0	0	0	0	0	0.000	0	0	0	0	0.000	0	0	0	0.000	0	0
(4) Total	1	229350	0	0	229350	4.586	229350	0	229350	4.586	0	0	0	0	0.000	0	229350
(a) Total																	



Category & Name of shareholders (I)	Nos. of shareholders (III)	No. of fully paid up equity shares held (IV)	No. of partly paid-up equity shares held (V)	Nos. of shares underlying Depository Receipt (VI)	Total nos. shares held (VII) = (IV)+(V)+(VI)	Shareholding % calculated as per SCRR, 1957 As a % of (A+B+C2) (VIII)	Number of Voting Rights held in each class of securities (IX)			No. of Shares Underlying convertible securities (including Warrants) (X)	Shareholding as a % assuming full conversion of convertible securities (as a percentage of diluted share capital) (XI)+(X) as a % of (A+B+C)	Number of Locked in shares (XII)		Number of Shares pledged or otherwise encumbered	Number of equity shares held in dematerialized form (XIV)	
							No. of Voting Rights					As a % of total Shares held (b)	No. (a)			As a % of total Shares held (b)
							Class x	Class y	Total							
NEWVIEW CONSULTANTS PRIVATE LIMITED	0	229350	0	0	229350	4.586	0	229350	0	4.586	0	0.000	0	0.000	229350	
Directors and their relatives	0	0	0	0	0	0.000	0	0	0	0.000	0	0.000	0	0.000	0	
Key Managerial Personnel	0	0	0	0	0	0.000	0	0	0	0.000	0	0.000	0	0.000	0	
Relatives of Promoters (other than Immediate Relatives of Promoters disclosed under Promoter & Promoter Group)	0	0	0	0	0	0.000	0	0	0	0.000	0	0.000	0	0.000	0	
Trusts where any person belonging to Promoter & Promoter Group Category is Trustee, beneficiary or author of the trust	0	0	0	0	0	0.000	0	0	0	0.000	0	0.000	0	0.000	0	
IEPF Authority	0	0	0	0	0	0.000	0	0	0	0.000	0	0.000	0	0.000	0	
Resident individual shareholders holding nominal share capital up to Rs.2 Lakhs.	1511	653771	0	0	653771	13.073	0	653771	0	13.073	0	0.000	0	0.000	562746	
Resident Individual shareholders holding nominal share capital in excess of Rs.2 Lakhs.	17	1472600	0	0	1472600	29.447	0	1472600	0	29.447	0	0.000	0	0.000	1423000	



Category & Name of shareholders (i)	Nos. of shareholders (iii)	No. of fully paid up equity shares held (iv)	No. of partly paid-up equity shares held (v)	Nos. of shares underlying Depository Receipt (vi)	Total nos. shares held (vii) = (iv)+(v)+(vi)	Shareholding % as per SCRR, 1957 As a % of (A+B+C2) (viii)	Number of Voting Rights held in each class of securities (ix)			No. of Shares Underlying convertible securities (including Warrants) (x)	Shareholding as a % assuming full conversion of convertible securities (as a percentage of diluted share capital) (xi) = (vii)+(x) as a % of (A+B+C)	Number of Locked in shares (xii)		Number of Shares pledged or otherwise encumbered		Number of equity shares held in dematerialized form (xiv)	
							No. of Voting Rights					As a % of total Shares held (b)	No. (a)	As a % of total Shares held (b)	No. (a)		As a % of total Shares held (b)
							Class x	Class y	Total								
KHINWRAJ MANGILAL PANDYA HUF	0	153300	0	0	153300	3.065	0	153300	3.065	0	0.000	0	0.000	0	0.000	153300	
PAVEL PANDYA & SONS HUF	0	137700	0	0	137700	2.754	0	137700	2.754	0	0.000	0	0.000	0	0.000	137700	
ASHOK JAIN	0	80000	0	0	80000	1.600	0	80000	1.600	0	0.000	0	0.000	0	0.000	80000	
KARISHMA RAJGARIA	0	150000	0	0	150000	2.999	0	150000	2.999	0	0.000	0	0.000	0	0.000	150000	
MANJU PANDYA	0	142400	0	0	142400	2.847	0	142400	2.847	0	0.000	0	0.000	0	0.000	142400	
PRIYANKA PANDYA	0	114100	0	0	114100	2.282	0	114100	2.282	0	0.000	0	0.000	0	0.000	114100	
RINKY RAJGARIA	0	150000	0	0	150000	2.999	0	150000	2.999	0	0.000	0	0.000	0	0.000	150000	
UTKARSH SUREKA	0	135700	0	0	135700	2.714	0	135700	2.714	0	0.000	0	0.000	0	0.000	135700	
VIRENDRA KUMAR PANDYA	0	155700	0	0	155700	3.113	0	155700	3.113	0	0.000	0	0.000	0	0.000	155700	
(i) NRI	0	0	0	0	0	0.000	0	0	0.000	0	0.000	0	0.000	0	0.000	0	
Repatriable	2	501	0	0	501	0.010	0	501	0.010	0	0.000	0	0.000	0	0.000	0	
Non-Repatriable	0	0	0	0	0	0.000	0	0	0.000	0	0.000	0	0.000	0	0.000	0	
(j) Foreign Nationals	0	0	0	0	0	0.000	0	0	0.000	0	0.000	0	0.000	0	0.000	0	
Foreign Companies	0	0	0	0	0	0.000	0	0	0.000	0	0.000	0	0.000	0	0.000	0	
(k) Bodies Corporate	20	1302578	0	0	1302578	26.047	0	1302578	26.047	0	0.000	0	0.000	0	0.000	0	
DARKIN VINCOM PRIVATE LIMITED	0	203850	0	0	203850	4.076	0	203850	4.076	0	0.000	0	0.000	0	0.000	203850	
GEMUS AGENTS PRIVATE LIMITED	0	134350	0	0	134350	2.687	0	134350	2.687	0	0.000	0	0.000	0	0.000	134350	
HI - PRINT ELECTROMACK PRIVATE LIMITED	0	162330	0	0	162330	3.246	0	162330	3.246	0	0.000	0	0.000	0	0.000	162330	
KUSUM INDUSTRIAL GASES LTD	0	100000	0	0	100000	2.000	0	100000	2.000	0	0.000	0	0.000	0	0.000	100000	
R.R.SYNTHETICS AND FINVEST PRIVATE LIMIT	0	245000	0	0	245000	4.899	0	245000	4.899	0	0.000	0	0.000	0	0.000	245000	
RADICO KHAITAN FINANCE LIMITED	0	174300	0	0	174300	3.485	0	174300	3.485	0	0.000	0	0.000	0	0.000	174300	



Category & Name of shareholders (I)	Nos. of shareholders (III)	No. of fully paid up equity shares held (IV)	No. of partly paid-up equity shares held (V)	Nos. of shares underlying Depository Receipt (VI)	Total nos. shares held (VII) = (IV)+(V)+(VI)	Shareholding % as per SCRR, 1957 As a % of (A+B+C2) (VIII)	Number of Voting Rights held in each class of securities (X)			No. of Shares Underlying convertible securities (Including Warrants) (X)	Shareholding as a % assuming full conversion of convertible securities (as a percentage of diluted share capital) (XI) = (X)/(A+B+C)	Number of Locked in shares (XII)		Number of Shares pledged or otherwise encumbered		Number of equity shares held in dematerialized form (XIV)	
							Class x	Class y	Total			Total as a % of Total Voting rights	No. (a)	As a % of total Shares held (b)	No. (a)		As a % of total Shares held (b)
VARDHAMAN TEXTILE CO. PVT. LTD.	0	159900	0	0	159900	3.197	159900	0	159900	3.197	0	0.000	0	0.000	159900		
(m) Any Other	0	0	0	0	0	0.000	0	0	0	0.000	0	0.000	0	0.000	0		
QFI - Individual	0	0	0	0	0	0.000	0	0	0	0.000	0	0.000	0	0.000	0		
OCBs	0	0	0	0	0	0.000	0	0	0	0.000	0	0.000	0	0.000	0		
Clearing Members	0	0	0	0	0	0.000	0	0	0	0.000	0	0.000	0	0.000	0		
Trusts	0	0	0	0	0	0.000	0	0	0	0.000	0	0.000	0	0.000	0		
FPI - INDIVIDUAL - CAT-III	0	0	0	0	0	0.000	0	0	0	0.000	0	0.000	0	0.000	0		
Unclaimed Shares A/c	0	0	0	0	0	0.000	0	0	0	0.000	0	0.000	0	0.000	0		
Unclaimed Demat Escrow A/c	0	0	0	0	0	0.000	0	0	0	0.000	0	0.000	0	0.000	0		
Sub-Total (B)(4)	1551	3658800	0	0	3658800	73.163	3658800	0	3658800	73.163	0	0.000	0	0.000	3518175		
Total Public Shareholding (B)=(I)+(B)(2)+(B)(3)+(B)(4)	1551	3658800	0	0	3658800	73.163	3658800	0	3658800	73.163	0	0.000	0	0.000	3518175		



Table IV - Statement showing shareholding pattern of the Non Promoter - Non Public shareholder

Category & Name of shareholders (I)	PAN (II)	Nos. of shareholders (III)	No. of fully paid up equity shares held (IV)	No. of partly paid-up equity shares held (V)	Nos. of shares underlying Depository Receipt (VI)	Total nos. shares held (VII) = (IV)+(V)+(VI)	Shareholding % calculated as per SCRR, 1957 As a % of (A+B+C2) (VIII)	Number of Voting Rights held in each class of securities (IX)			No. of Shares Underlying Outstanding convertible securities (including Warrants) (X)	Shareholding as a % assuming full conversion of convertible securities (as a percentage of diluted share capital) (XI) = (VII)+(X) as a % of (A+B+C)	Number of Locked in shares (XII)		Number of Shares pledged or otherwise encumbered (XIII)	Number of equity shares held in dematerialized form (XIV)
								No. of Voting Rights					As a % of total Shares held (b)	As a % of total Shares held (b)		
								Class x	Class y	Total						
(1) Custodian.DR Holder																
(2) Employee Benefit Trust (under SEBI (share based Employee Benefit) Regulations, 2014																
Total Non-Promoter - Non-Public Shareholding (C)=(C)(1)+(C)+(2)																




Table V - Statement showing shareholding details of significant beneficial owner

Sr No.	Details of the significant beneficial owner (I)		Details of the registered owner (II)		Details of holding/ exercise of right of the SBO in the reporting company, whether direct or indirect : (III) Whether by virtue of:					Date of creation / acquisition of significant beneficial interest (IV)		
	Name	PAN/Passport No. in case of a foreign national	Nationality	Name	PAN/Passport No. in case of a foreign national	Nationality	Shares %	Voting rights %	Rights on distributable dividend or any other distribution %		Exercise of control	Exercise of significant influence

